

Nextcloud

Some things that might help you while using your Nextcloud instance. To learn more about our Nextcloud managed hosting service, visit: <https://cloud68.co/instances/nextcloud>.

Manual

New Nextcloud user? Here is the user manual that will help you navigate your instance easier: https://docs.nextcloud.com/server/latest/user_manual/en/. Also, this might be handy to check before [opening a support ticket](#) for your instance.

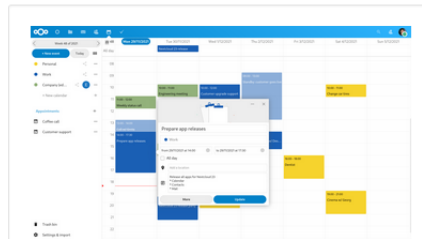
Software update frequency

For information about the way we handle software updates, please visit <https://docs.cloud68.co/books/faqs-tech-support/page/scheduled-maintenance-software-updates>.

Installing Nextcloud apps

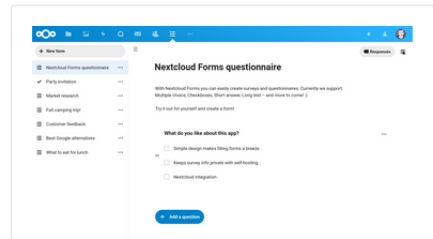
What are Nextcloud apps?

Nextcloud apps from their name are "mini applications" that extend the functionality of Nextcloud. For example, Nextcloud does not include any email client out of the box, so you have to install snappymail (<https://apps.nextcloud.com/apps/snappymail>) to get this functionality or if you wish to make forms the app Forms (<https://apps.nextcloud.com/apps/forms>) offers this functionality.

[All apps](#)
[Featured apps](#)
[Customization](#)
[Dashboard](#)
[Files](#)
[Games](#)
[Integration](#)
[Monitoring](#)
[Multimedia](#)
[Office & text](#)
[Organization](#)
[Search](#)
[Security](#)
[Social & communication](#)
[Tools](#)
[Rating](#)
[Rating \(recent\)](#)
[Latest](#)
[▾ Alphabetically](#)


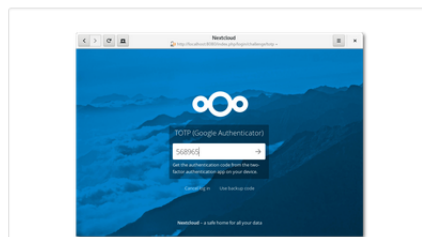
Calendar

A Calendar app for Nextcloud



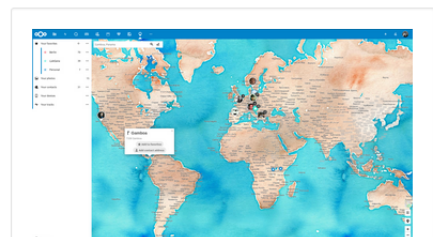
Forms

Simple surveys and questionnaires, self-ho...



Two-Factor TOTP Provider

TOTP two-factor provider



Maps

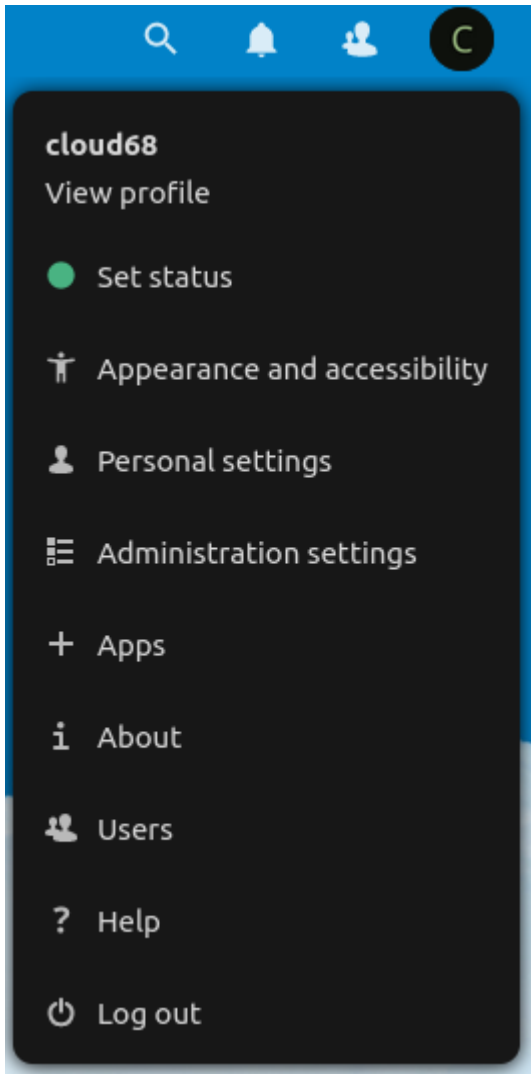
The whole world fits inside your cloud!

How can I install an app?

To install an app, your account will need to have admin permissions. If you don't have admin permissions, you can ask your it admin or your colleague that is in contact with us to install the app you need.

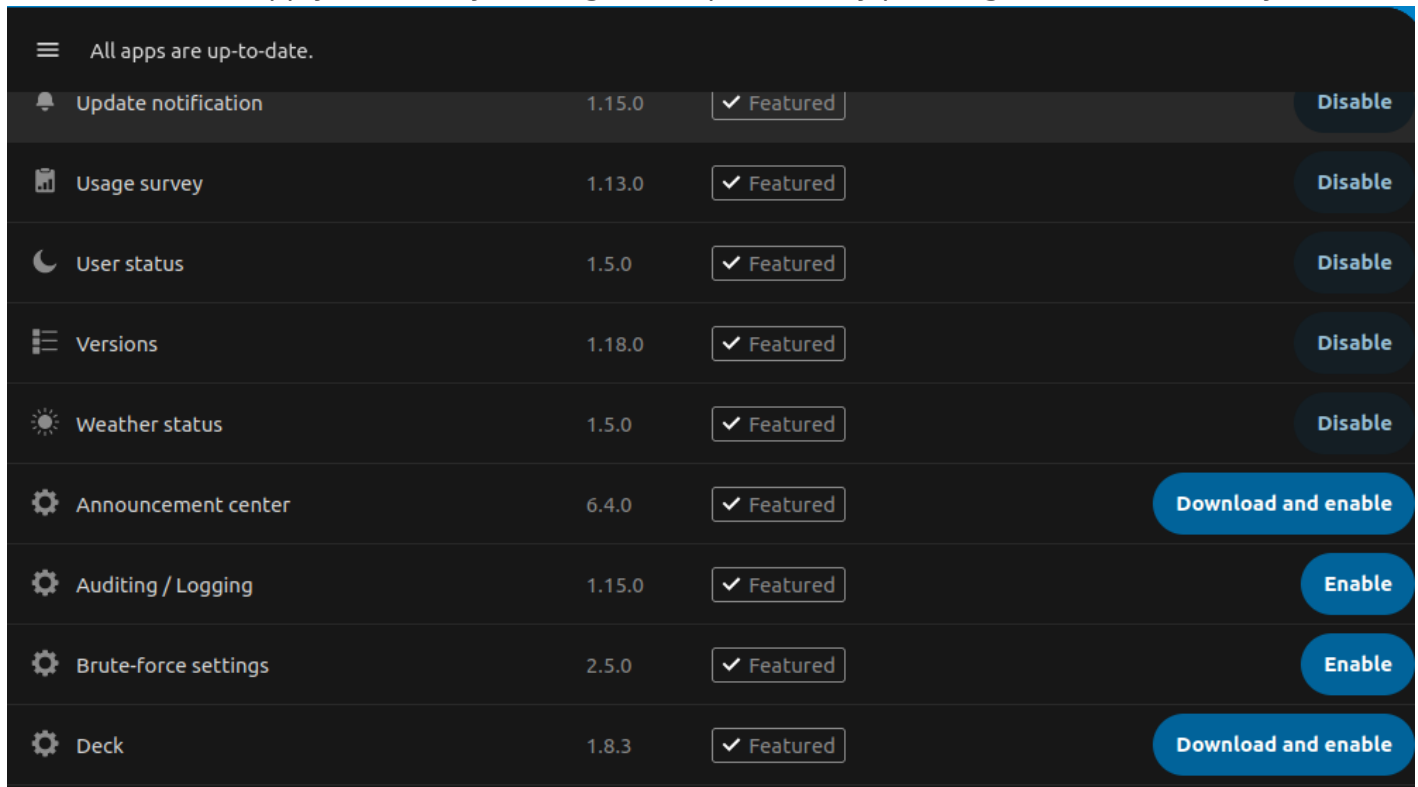
If you have an admin account, you can install the app by following the steps below:

1. Login into your account
2. click your profile



3. Click apps

4. Search for the app you need by clicking the loop icon or by pressing CTRL+F on the keyboard



The screenshot shows the Nextcloud app menu interface. At the top, it says "All apps are up-to-date." Below this is a list of apps, each with an icon, name, version number, a status box (e.g., "✓ Featured"), and an action button. The apps listed are: Update notification (version 1.15.0, Disable button), Usage survey (version 1.13.0, Disable button), User status (version 1.5.0, Disable button), Versions (version 1.18.0, Disable button), Weather status (version 1.5.0, Disable button), Announcement center (version 6.4.0, Download and enable button), Auditing / Logging (version 1.15.0, Enable button), Brute-force settings (version 2.5.0, Enable button), and Deck (version 1.8.3, Download and enable button).

App Name	Version	Status	Action
Update notification	1.15.0	✓ Featured	Disable
Usage survey	1.13.0	✓ Featured	Disable
User status	1.5.0	✓ Featured	Disable
Versions	1.18.0	✓ Featured	Disable
Weather status	1.5.0	✓ Featured	Disable
Announcement center	6.4.0	✓ Featured	Download and enable
Auditing / Logging	1.15.0	✓ Featured	Enable
Brute-force settings	2.5.0	✓ Featured	Enable
Deck	1.8.3	✓ Featured	Download and enable

5. Click install and enable

Generally speaking you should be able to install any app, some apps are marked as untested. We suggest for you to not install them, but if you really need it, please open a support ticket, so we can test it for you. We propose this because some untested apps can make your instance inaccessible, thus you are unable to remove the conflicting app.

Nextcloud data encryption

While we of course can't (and don't want to) prevent you from enabling, we would like to caution you to take into consideration the following:

Server Side Encryption provides protection for data on 'external storage' (using external storage app) as the files are encrypted before being uploaded to external storage, and the keys never leave the Nextcloud server. When external storage is not used and a server-wide key is used (which is often the case in our configurations), server side encryption would only cause additional overhead, not just in terms of performance, but also size, as encryption adds more data to files and

therefore makes them bigger. In addition, we've also observed some pretty nasty cases of the encryption feature breaking down, and it usually isn't that pretty because in one of our experiences, it has caused a week of downtime. So, unless you're using external storage for Nextcloud, we'd recommend leaving it off.

If what you're looking for is more towards end-to-end encryption (meaning files are encrypted before even being uploaded to Nextcloud), while there is https://apps.nextcloud.com/apps/end_to_end_encryption, its reviews are ... not positive. Some of our subscribers have had success using <https://cryptomator.org/> though!

Nextcloud + OnlyOffice

OnlyOffice, stylized as ONLYOFFICE, is a free software office suite developed by Ascensio System SIA, a company headquartered in Riga, Latvia. It features online document editors, platform for document management, corporate communication, mail and project management tools.

Website: <https://www.onlyoffice.com>.

Nextcloud and OnlyOffice packages

With every Nextcloud Medium+ package you receive also access to our OnlyOffice deployment: <https://cloud68.co/instances/nextcloud#pricing>.

Limitations with OnlyOffice

ONLYOFFICE officially offers different versions of its online document editors packaged as ONLYOFFICE Document Server: Community, Enterprise and Developer editions. Since, the Enterprise editions are proprietary offers, we only offer OnlyOffice Community edition.

To review the details of the limitations of the OnlyOffice community edition please visit: <https://www.onlyoffice.com/en/compare-editions.aspx>

Mobile editing limitations

Currently, it is not possible to edit documents on mobile if your instance is using OnlyOffice.

Mobile editing was possible on previous releases of OO, but it was removed and after a community backlash it was added just to be removed again and to be released as a paid feature. You can read more on this thread <https://github.com/ONLYOFFICE/DocumentServer/issues/805>

If your team was previously editing on desktop and now is moving more to editing on mobile devices. We would suggest opening a support ticket and request for your instance to be connected to our Collabora server.

If you really need to edit on mobile on OnlyOffice, you can check their prices here <https://www.onlyoffice.com/workspace-prices.aspx#workspace-on-premises>

Nextcloud + Collabora Online

Collabora Online is an open source online office suite that can be integrated into any web application, it is developed by Collabora Productivity, a division of Collabora. Collabora Online has LibreOffice at its core, it allows collaborative real-time editing of word processing documents, spreadsheets, presentations, and vector graphics.

It is a powerful online office suite that supports all major document, spreadsheet and presentation file formats, which you can integrate in your own infrastructure. Key features are collaborative editing and excellent office file format support.

Nextcloud and Collabora Online

Nextcloud Starter packages offered from our team include Collabora Online.

Limitations with Collabora Online

Our Collabora Online deployment as part of the Nextcloud Starter packages has a limitation of up to 10 documents, and 20 connections - to avoid the impression that it is suitable for deployment in

large enterprises. For more info about this and user comments, visit:

<https://help.nextcloud.com/t/collabora-document-limitation-by-purpose-10docs-20connections/4425>

Common issues

Below are some of the most common issues some of our subscribers have reported. We will update this page with more such issues as reported from our Subscribers at support.cloud68.co, our support portal.

1. too many failed login attempts to Nextcloud

As every other modern platform, Nextcloud is also built with security in mind. One security element is brute-force protection. When you fail to log in multiple times in a short period of time, then the brute-force protection is triggered, and you will a message similar to it below.

Too many requests

There were too many requests from your network. Retry later or contact your administrator if this is an error.

To unlock your account, you will need to open a support ticket by emailing to support@cloud68.co and provide your public IP address. In case you don't know your public IP address, you can search on one of your favorite search engine for "my IP address".

If you wish to learn more about brute-force attacks, you can check out this Wikipedia article, https://en.wikipedia.org/wiki/Brute-force_attack.

Note: at Cloud68.co we do NOT develop this software and all the names and trademarks of the software are owned by the entity behind the project.

